

# Term Investment Account-i

Wholesale Fund Performance Report for  
Quarter Ended 31 March 2021

## Term Investment Account-i

Wholesale Fund Performance Report for Quarter Ended 31 March 2021

### Fund Information

<b>Product Name</b>	Term Investment Account-i
<b>Shariah Contract</b>	<b>Mudarabah</b> - A profit sharing contract between the Bank as fund manager and the customer as Investment Account Holder (IAH) or the Investor(s).
<b>Investment Account Type</b>	<b>Unrestricted Investment Account</b> – Investor(s) provides the Bank with a mandate to make an ultimate investment decision without specifying specific restrictions or conditions.
<b>Fund Inception</b>	8 January 2019

### Investment Objective

The fund aims to generate stable returns over an agreed investment interval through low to medium risk investment activities.

### Investor Profile

- Category of Investor(s):
  - Wholesale(s)
- Investor(s) with low to medium risk
- Investor(s) who seeks stable profits

#### Note:

Investor(s) are advised to understand the risk(s) related to TIA-i before making an investment decision. Further explanation of each risk is in Product Disclosure Sheet (PDS) available on Hong Leong Islamic Bank Corporate website.

### Profit Payment Policy

Profit distribution is upon maturity.

### Nature of Investment Account

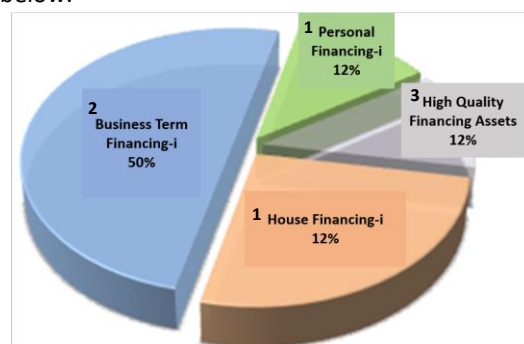
A renewable term investment type of 1 to 12 months tenure.

### Fund Investment Strategies

Investment into selective Shariah-compliant financing assets within the risk parameters prescribed under the Fund Investment Objective. Portfolio rebalancing is also executed to ensure the performance of the particular assets is aligned with the Investment Objective. Any profit generated from the investment will be shared between the Investor(s) and the Bank according to mutually pre-agreed Profit Sharing Ratio (PSR) whilst losses (if any) will be borne by the Investor(s).

### Investment Asset Allocation

The fund is invested in a portfolio of Hong Leong Islamic Bank's retail assets<sup>1</sup>, non-retail assets<sup>2</sup> and HQLA<sup>3</sup> as per chart below.



#### Note:

<sup>1</sup> Retail financing assets consist of House Financing-i and Personal Financing-i.

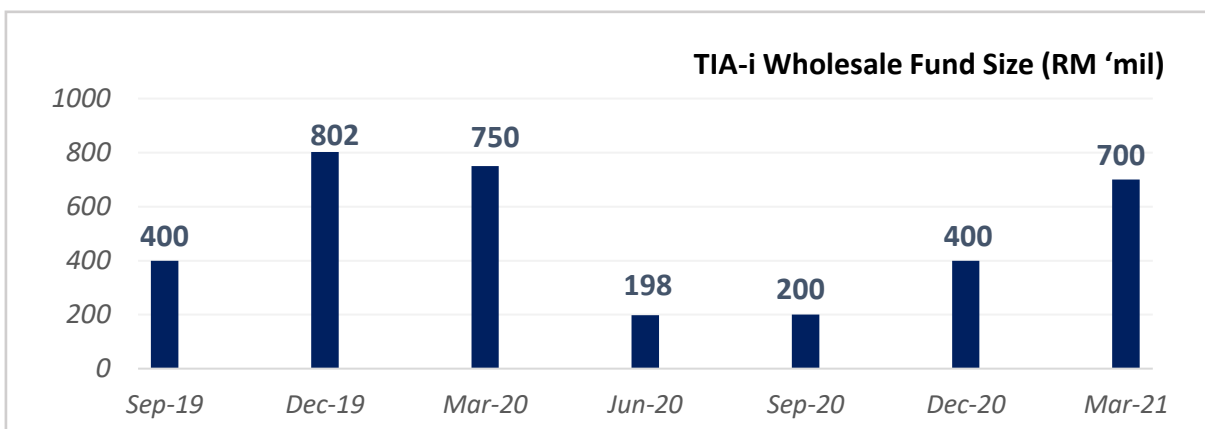
<sup>2</sup> Non-retail financing asset consists of Business Term Financing-i.

<sup>3</sup> High Quality Liquid Assets (HQLA) are assets that can be easily and immediately converted into cash at little or no loss of value.

### Fund Performance

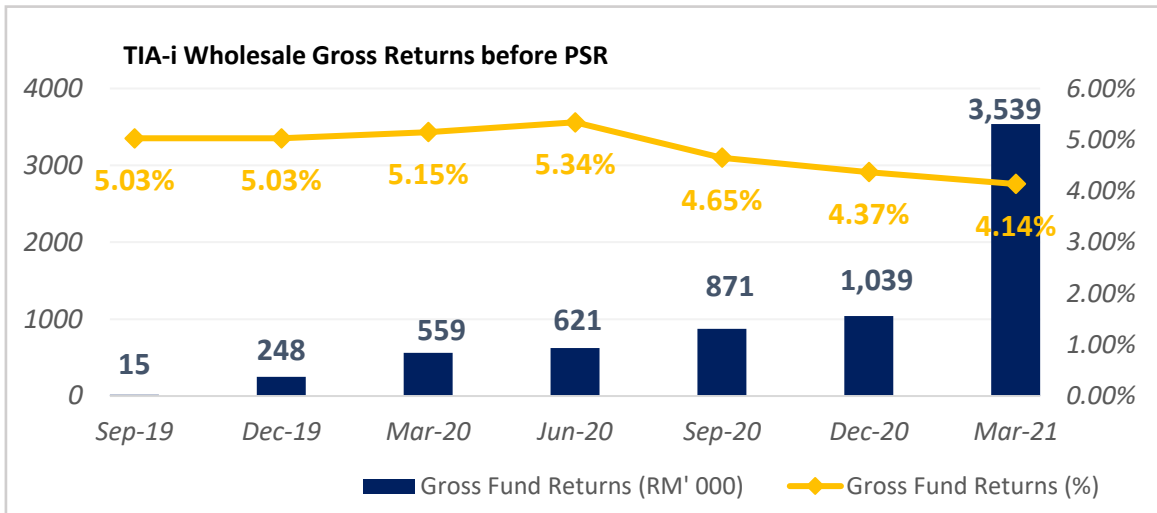
#### 1. Fund Size and Returns

As at March 2021, Term Investment Account-i wholesale fund balance was recorded at RM700 million. Wholesale Fund Balance was nil prior to September 2019.



## Term Investment Account-i

Wholesale Fund Performance Report for Quarter Ended 31 March 2021



### 2. Rate of Return of TIA-i for Wholesale Investors

This section is applicable to wholesale Investor(s) for the quarter period ended March 2021.

#### 6 Month

Month <sup>4</sup>	Rate of Return to Investors % (p.a.) <sup>5</sup>		Gross Rate of Return (Gross RoR) <sup>6</sup>
	Wholesale Rate <sup>7</sup>		
	Indicative	Actual	
Jan	2.40	2.40	4.34
	2.35	2.35	
Feb	2.40	2.40	4.48
	2.35	2.35	
Mar	2.35	2.35	4.14

#### 9 Month

Month <sup>4</sup>	Rate of Return to Investors % (p.a.) <sup>5</sup>		Gross Rate of Return (Gross RoR) <sup>6</sup>
	Wholesale Rate <sup>7</sup>		
	Indicative	Actual	
Mar	2.40	2.40	4.14

#### 12 Month

Month <sup>4</sup>	Rate of Return to Investors % (p.a.) <sup>5</sup>		Gross Rate of Return (Gross RoR) <sup>6</sup>
	Wholesale Rate <sup>7</sup>		
	Indicative	Actual	
Mar	2.50	2.50	4.14

<sup>4</sup> Subscription Month.

<sup>5</sup> Rate of Return after PSR (net profit to Investor(s)) that were offered to Investor(s) in the respective months.

<sup>6</sup> Gross RoR is the return from investment before the application of the PSR.

<sup>7</sup> Multiple rate revisions due to OPR changes.

### Profit & Loss Statement

Profit & Loss Statement for Quarter Ended 31 <sup>st</sup> March 2021			
	RM' Jan 2021	RM' Feb 2021	RM' Mar 2021
Total Gross Income	1,476,039	1,373,552	2,399,887
Net Income Distributed to IAH	806,849	728,767	1,315,616
Net Income Distributed to Bank	669,190	644,785	1,084,271

### Underlying Asset Outlook

Based on the Fund Investment Strategies during this review period, the Bank is optimistic on the future performance of the fund until the next review period.

### Statement of Any Changes

There have been no changes in the Investment Objectives, Strategies, restrictions and limitations during the quarter period.

## Term Investment Account-i

Wholesale Fund Performance Report for Quarter Ended 31 March 2021

### Market Outlook

The outlook for the finance industry continues to face a challenging operating environment following the COVID-19 pandemic. However, the financial system is expected to remain resilient, backed by strong buffers in capital, liquidity and financing provisioning built over the years.

#### IMPORTANT/DISCLAIMER

**THIS IS AN INVESTMENT ACCOUNT PRODUCT THAT IS TIED TO THE PERFORMANCE OF THE UNDERLYING / ALLOCATED ASSETS AND IS NOT A DEPOSIT PRODUCT.**

#### WARNING

**THE RETURN ON THIS INVESTMENT ACCOUNT WILL BE AFFECTED BY THE PERFORMANCE OF THE UNDERLYING ASSETS. THE PRINCIPAL AND RETURNS ARE NOT GUARANTEED AND CUSTOMER RISKS EARNING NO RETURNS AT ALL. IF THE INVESTMENT IS REDEEMED EARLY, CUSTOMER MAY SUFFER LOSSES IN PART OR THE ENTIRE PRINCIPAL SUM INVESTED. THIS INVESTMENT ACCOUNT IS NOT PROTECTED BY PERBADANAN INSURANS DEPOSIT MALAYSIA.**

*THIS FUND PERFORMANCE REPORT IS PREPARED ONLY FOR THE USE AND BENEFIT OF THE INVESTOR TO ASSESS THE PERFORMANCE OF THE INVESTMENT. THIS REPORT IS NOT TO BE REPRODUCED, CITED OR REFERRED TO IN WHOLE OR IN PART WITHOUT PRIOR WRITTEN CONSENT BY HONG LEONG ISLAMIC BANK.*

*THE INFORMATION DESCRIBED HEREIN IS AND SHALL NOT BE RELIED UPON AS AN ASSURANCE OR REPRESENTATION OF THE FUTURE PERFORMANCE OF THE INVESTMENT. HONG LEONG ISLAMIC BANK ACCEPTS NO RESPONSIBILITY TO ANYONE OTHER THAN THE PARTIES IDENTIFIED IN THIS REPORT FOR THE INFORMATION PROVIDED.*

Prepared by: