

Term Investment Account - i

Wholesale Fund Performance Report for
Quarter Ended 31 December 2024

Term Investment Account - i

Wholesale Fund Performance Report for Quarter Ended 31 December 2024

Fund Information

Product Name	Term Investment Account-i ("TIA-i")
Shariah Contract	Mudarabah - A profit sharing contract between the Bank as fund manager and the customer as Investment Account Holder (IAH) or the Investor(s).
Investment Account Type	Unrestricted Investment Account – IAH provides the Bank with a mandate to make an ultimate investment decision without specifying specific restrictions or conditions.
Fund Inception	8 January 2019

Investment Objective

The fund aims to generate stable returns over an agreed investment interval through low to medium risk investment activities.

Investor Profile

- Category of Investor(s):
 - Wholesale(s)
- Investor(s) with low to medium risk
- Investor(s) who seeks stable profits

Note:

IAH are advised to understand the risk(s) related to TIA-i before making an investment decision. Further explanation of each risk is in Product Disclosure Sheet (PDS) available on Hong Leong Islamic Bank's website.

Profit Payment Policy

Profit distribution is upon maturity.

Nature of Investment Account

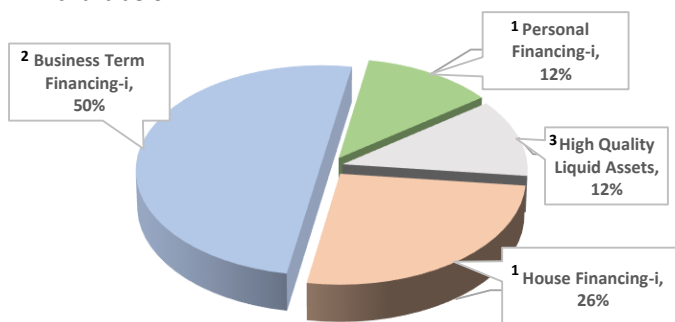
A renewable term investment type of 1 to 12 months tenure.

Fund Investment Strategies

Investment into selective Shariah-compliant financing assets within the risk parameters prescribed under the Fund Investment Objective. Portfolio rebalancing is also executed to ensure the performance of the particular assets is aligned with the Investment Objective. Any profit generated from the investment will be shared between the IAH and the Bank according to mutually pre-agreed Profit Sharing Ratio (PSR) whilst losses (if any) will be borne by the Investor(s).

Investment Asset Allocation

The fund is invested in a portfolio of Hong Leong Islamic Bank's retail assets¹, non-retail assets² and HQLA³ as per chart below.



Note:

¹ Retail financing assets consist of House Financing-i and Personal Financing-i.

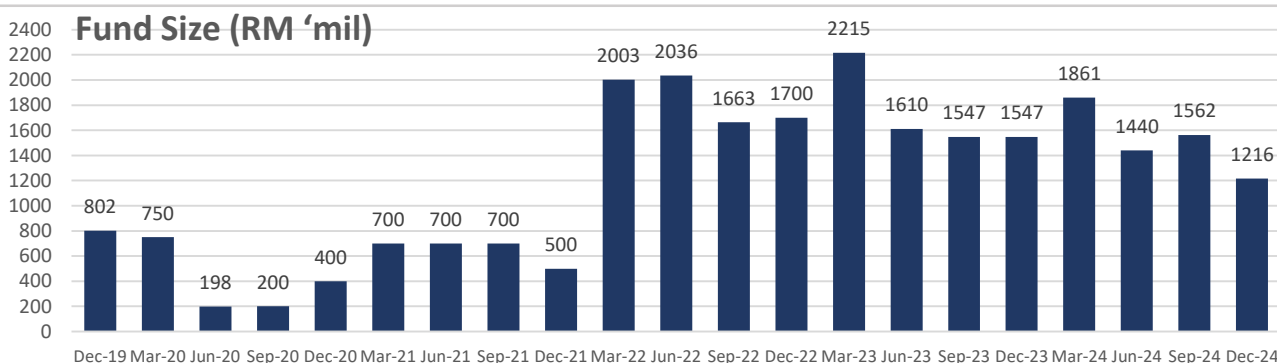
² Non-retail financing assets consist of Business Term Financing-i.

³ High Quality Liquid Assets (HQLA) are assets that can be easily and immediately converted into cash at little or no loss of value.

Fund Performance

1. Fund Size and Returns

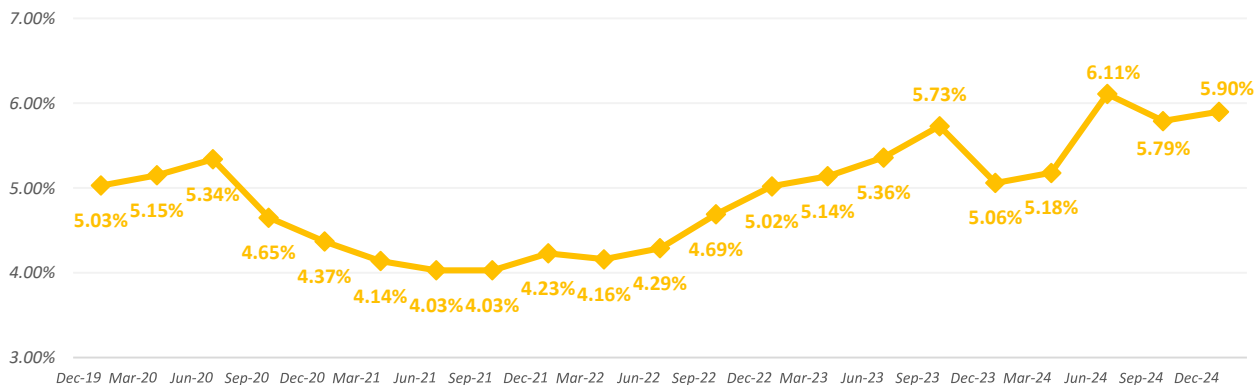
As at December 2024, TIA-i's Wholesale Fund Balance was recorded at RM1.2 billion. Wholesale Fund Balance was NIL prior to December 2019.



Term Investment Account - i

Wholesale Fund Performance Report for Quarter Ended 31 December 2024

Gross Fund Returns (%) before PSR



2. Rate of Return of TIA-i for Wholesale IAH

This section is applicable to Wholesale IAH for the quarter period ended December 2024.

1 Month

Month ⁴	Gross Rate of Return (Gross RoR) ⁵	Rate of Return to IAH % (p.a.) ⁶	
		Wholesale Rate	
		Indicative	Actual
Oct	6.25	3.40	3.40
Nov	6.13	3.40	3.40
Dec	5.90	3.40	3.40

4 Months

Month ⁴	Gross Rate of Return (Gross RoR) ⁵	Rate of Return to IAH % (p.a.) ⁶	
		Wholesale Rate	
		Indicative	Actual
Oct	6.25	3.60	3.60
Nov	6.13	3.60	3.60
Dec	5.90	3.60	3.60

2 Months

Month ⁴	Gross Rate of Return (Gross RoR) ⁵	Rate of Return to IAH % (p.a.) ⁶	
		Wholesale Rate	
		Indicative	Actual
Oct	6.25	3.65	3.65
Nov	6.13	3.65	3.65
Dec	5.90	3.65	3.65

6 Months

Month ⁴	Gross Rate of Return (Gross RoR) ⁵	Rate of Return to IAH % (p.a.) ⁶	
		Wholesale Rate	
		Indicative	Actual
Oct	6.25	3.90	3.90
Nov	6.13	3.90	3.90
Dec	5.90	3.90	3.90

3 Months

Month ⁴	Gross Rate of Return (Gross RoR) ⁵	Rate of Return to IAH % (p.a.) ⁶	
		Wholesale Rate	
		Indicative	Actual
Oct	6.25	3.65	3.65
Nov	6.13	3.65	3.65
		3.85	3.85
Dec	5.90	3.65	3.65
		3.85	3.85

Term Investment Account - i

Wholesale Fund Performance Report for Quarter Ended 31 December 2024

Note:

PSR Table	Tenure (months)	Profit Sharing Ratio (PSR) (IAH:Bank)
Board	1 to 12	85:15

⁴ Maturity Month.

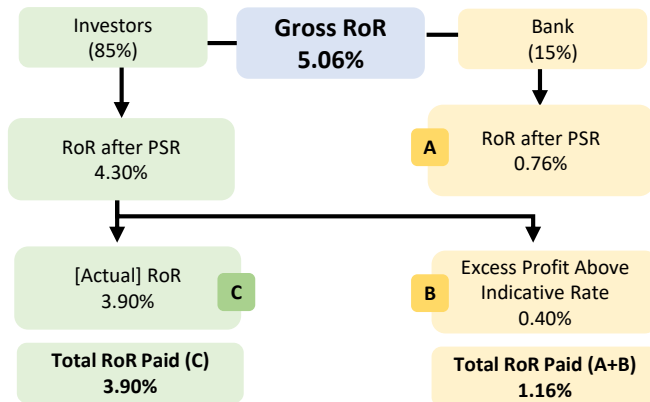
⁵ Gross RoR is the return from investment before the application of PSR.

⁶ [Indicative] Rate of Return to IAH % p.a. is the target rate advertised by the Bank to the IAH.

⁶ [Actual] Rate of Return to IAH % p.a. is the net profit rate to IAH after applying PSR (refer to the PSR table above) to Gross RoR. Any excess profit after PSR generated more than the Indicative Rate of Return to IAH will be waived under the Shariah concept of Tanazul where the excess profit shall be retained by the Bank.

Profit Calculation Illustration

(6 Months Indicative Rate in December 2024: 3.90% p.a.)



Profit & Loss Statement

Profit & Loss Statement for Quarter Ended 31 December 2024			
	RM' October 2024	RM' November 2024	RM' December 2024
Total Gross Income	7,043,310	5,699,749	5,756,206
Net Income Distributed to IAH	4,165,894	3,909,035	3,934,451
Net Income Distributed to Bank	2,877,416	1,790,714	1,821,755

Statement of Any Changes

There have been no changes in the Investment Objectives, Strategies, restrictions and limitations during the quarter period.

Underlying Asset Outlook

Based on the Fund Investment Strategies during this review period, the Bank is optimistic on the future performance of the fund until the next review period.

Market Outlook

The outlook for the finance industry is expected to remain stable and resilient, backed by adequate buffers in capital, liquidity and financing provision built.

IMPORTANT/DISCLAIMER

THIS IS AN INVESTMENT ACCOUNT PRODUCT THAT IS TIED TO THE PERFORMANCE OF THE UNDERLYING / ALLOCATED ASSETS AND IS NOT A DEPOSIT PRODUCT.

WARNING

THE RETURN ON THIS INVESTMENT ACCOUNT WILL BE AFFECTED BY THE PERFORMANCE OF THE UNDERLYING ASSETS. THE PRINCIPAL AND RETURNS ARE NOT GUARANTEED AND CUSTOMER RISKS EARNING NO RETURNS AT ALL. IF THE INVESTMENT IS REDEEMED EARLY, CUSTOMER MAY SUFFER LOSSES IN PART OR THE ENTIRE PRINCIPAL SUM INVESTED. THIS INVESTMENT ACCOUNT IS NOT PROTECTED BY PERBADANAN INSURANS DEPOSIT MALAYSIA.

THIS FUND PERFORMANCE REPORT IS PREPARED ONLY FOR THE USE AND BENEFIT OF THE INVESTOR TO ASSESS THE PERFORMANCE OF THE INVESTMENT. THIS REPORT IS NOT TO BE REPRODUCED, CITED OR REFERRED TO IN WHOLE OR IN PART WITHOUT PRIOR WRITTEN CONSENT BY HONG LEONG ISLAMIC BANK. THE INFORMATION DESCRIBED HEREIN IS AND SHALL NOT BE RELIED UPON AS AN ASSURANCE OR REPRESENTATION OF THE FUTURE PERFORMANCE OF THE INVESTMENT. HONG LEONG ISLAMIC BANK ACCEPTS NO RESPONSIBILITY TO ANYONE OTHER THAN THE PARTIES IDENTIFIED IN THIS REPORT FOR THE INFORMATION PROVIDED.

Prepared by: