

Please be informed that **effective 1 July 2018**, we will stop the use of Savings Account/-i Passbook.

You can receive your monthly statements by registering for Hong Leong Connect Internet Banking or Connect App. Please follow these steps for Connect registration:

Step 1 - Register for Connect Internet Banking

- 

Register your mobile phone number at any Hong Leong Bank ATM to receive the Transaction Approval Code (TAC)
- 

Go to www.hongleongconnect.my and click on "Register here"
- 

Select the product that you would like to use for your registration
- 

Follow the steps to complete registration

Once you have registered for Hong Leong Connect, you may choose to view or download your e-Statements via Connect Internet Banking or Connect App.

Step 2 - View or download e-Statements anytime on Hong Leong Connect

- 

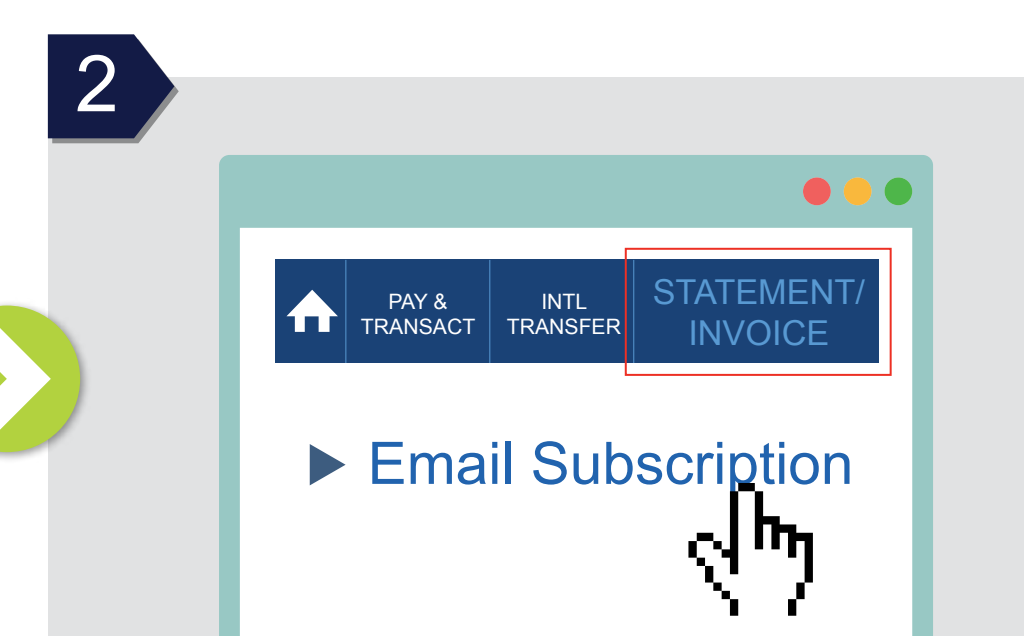
Log in to www.hongleongconnect.my
- 

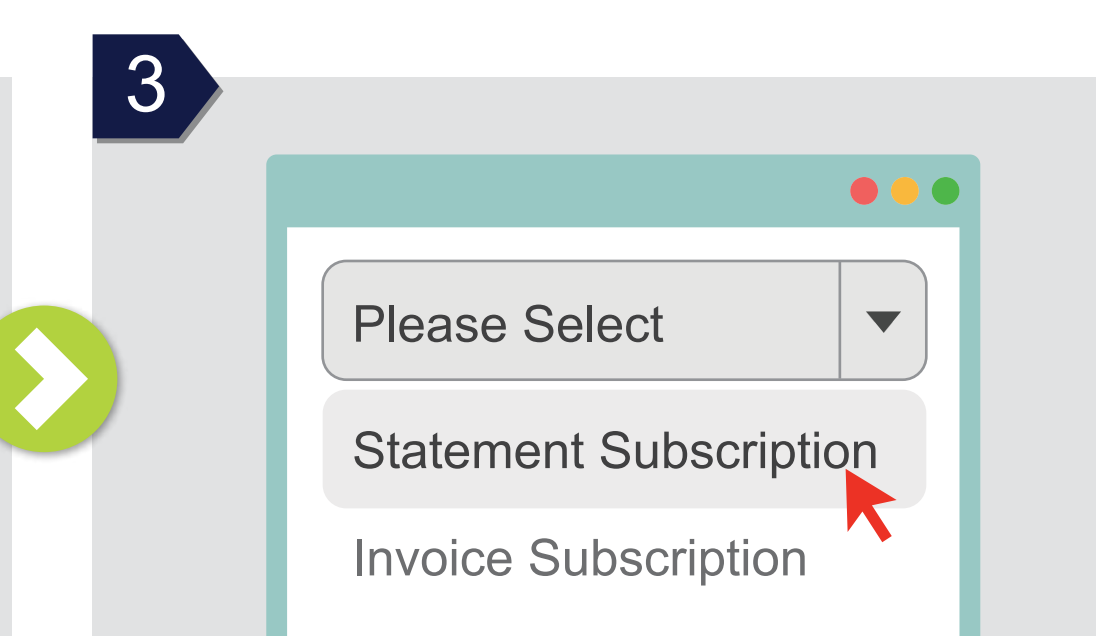
Select 'Statement/Invoice' > 'Online Statement'
- 

Select 'Download Statement' for preferred account

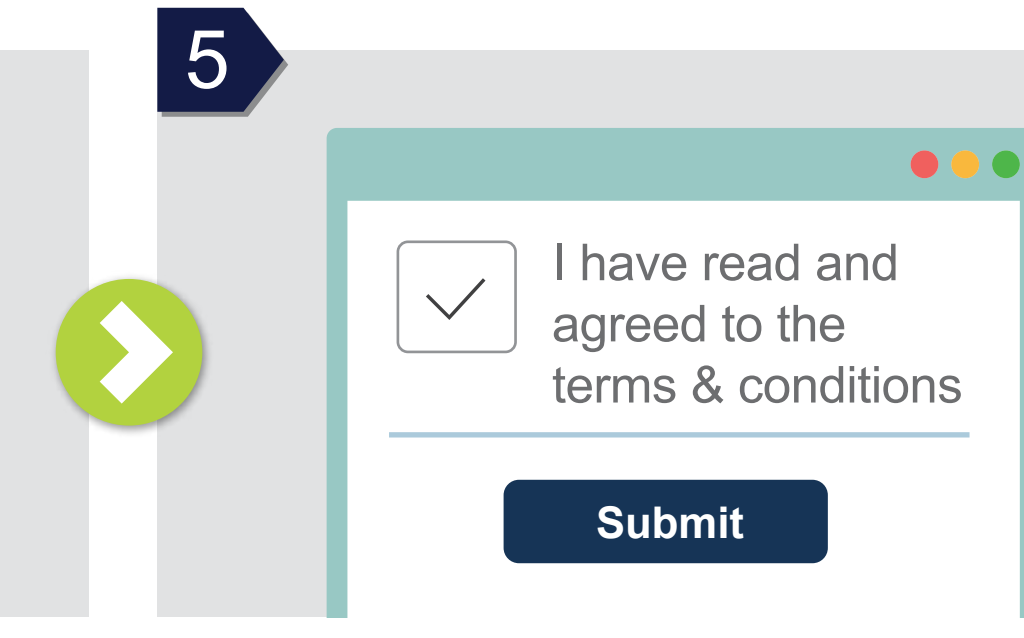
Optional step - Sign-up for Email subscription to receive e-Statements via email

- 

Log in to www.hongleongconnect.my
- 

Select 'Statement/Invoice' > 'Email Subscription'
- 

Select 'Statement Subscription'
- 

Enter email address for selected account(s)
- 

Read the T&C, check the box to agree, and click 'Submit'

You will be part of a larger segment of citizens supporting our environment whilst receiving the following benefits:

- View up to 24 months of your historical statements online anytime, anywhere
- e-Statements are password protected for security
- Receive your e-Statements faster, don't worry about losing statements in regular postal mail

As always, we look forward to serving you better. We thank you for your continuous support and playing a role in keeping our environment green.